

ICBDEC1850FI



## FEATURES

Product availability pending in country approval

ClearSight™ LED lighting system fully illuminates the interior and reduces shadows

Sleek stainless accents trim the interior, matching the sophistication of the exterior

Easily customize settings—from lighting to humidity—with the tap of a finger via the conveniently accessible touch control panel

Position adjustable door shelves at various heights to accommodate assorted items

Sub-Zero offers an industry-leading full two-year warranty on appliances, along with a full five-year sealed system warranty

Accepts custom panels for an integrated look within cabinetry or stainless-steel accessory panels and handles to match other Sub-Zero and Wolf products

Fresh-tasting, filtered ice ready on-demand and activate Max Ice Mode to temporarily increase ice production

Locks in cold air to ensure freshness and reduce energy consumption with magnetic door seal

Night Mode optimizes the interior lighting based on the detected ambient light, reducing the brightness by 90% in dim environments

## ACCESSORIES

4204490-Water Filter

50 1/8" Tubular Handle

7026115-48 3/8" Pro Handle

Air Purification Cartridge

Egg Container

Reduced Toekick Divider

Stainless Steel Door Panel with Pro Handle and 4" Toe Kick - RH

Stainless Steel Door Panel with Tubular Handle and 4" Toe Kick - LH


Stainless Steel Door Panel with Tubular Handle and 4" Toe Kick - RH

Stainless Steel Side Panel

Dual Installation Kits

Stainless Steel Dual Installation Kickplates

Accessories are available through an authorized dealer.  
For local dealer information, visit [subzero-wolf.com/locator](http://subzero-wolf.com/locator).



## HANDLE ACCESSORIES

PRO



TUBULAR



## PRODUCT DETAILS

### FREEZER

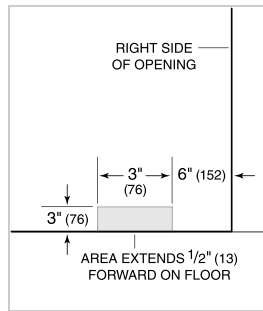
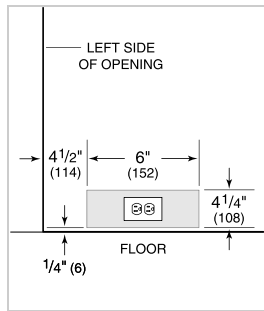
- LED freezer lights
- 4 freezer shelves (3 adjustable; 1 stationary)
- 2 storage drawers with adjustable dividers
- 5 adjustable freezer door bins
- Ice drawer with automatic ice maker

**PRODUCT SPECIFICATIONS**

Model	ICBDEC1850FI
Dimensions	457mmW x 2134mmH x 610mmD
Door Clearance	419mm
Weight	118 kg
Refrigerator Gross Capacity	0
Freezer Gross Capacity	277 L
Electrical Supply	220-240 VAC; 50/60 Hz
Electrical Service	≤ 4 A
Receptacle	3-prong grounding-type

**ELECTRICAL**

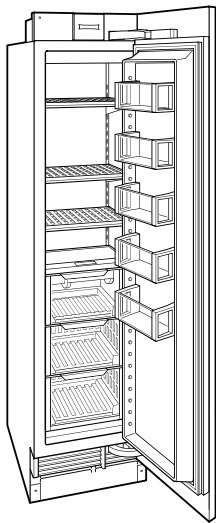
**PLUMBING**



**PANEL SPECIFICATIONS** For complete panels specifications including width/height, weight requirements and thickness requirements visit [subzero-wolf.com/reveal](http://subzero-wolf.com/reveal).

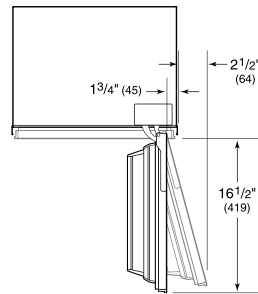
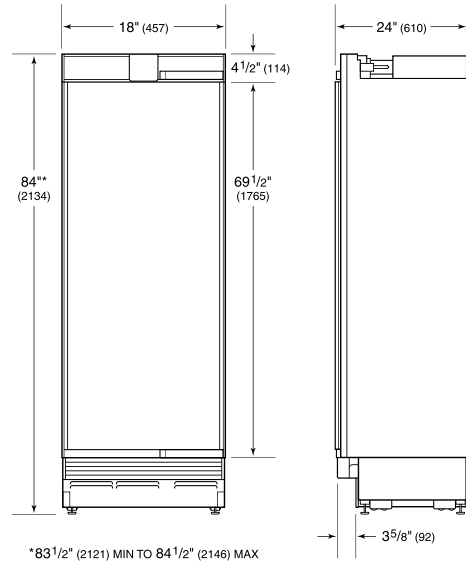
**NOTE:** Dimensions in parenthesis are in millimeters unless otherwise specified

**INTERIOR VIEW**

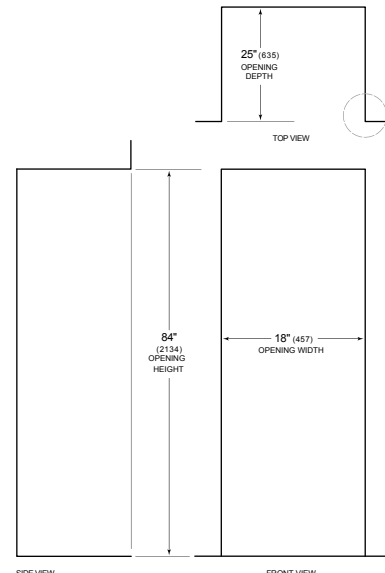


This illustration is intended for interior reference only and may not represent the exterior of the model being specified.

**DIMENSIONS**



**STANDARD INSTALLATION**



**NOTE:** 3 1/2" (89) finished returns will be visible and should be finished to match cabinetry.

