

ICBCL4850SD/O

FEATURES

Product availability pending in country approval

ClearSight™ LED lighting system fully illuminates the interior and reduces shadows

Split Climate™ intelligent cooling system revolutionizes Sub-Zero's already-superior preservation capabilities, keeping food even fresher for longer

Night Mode optimizes the interior lighting based on the detected ambient light, reducing the brightness by 90% in dim environments

Touch control panel is conveniently located for easy access at the tap of a finger

Sleek stainless accents trim the interior, matching the sophistication of the exterior

Delivers fresh, filtered water and ice through an internal dispenser located discreetly within the refrigerator

Lift the base of the flip-up dairy compartments to store taller items on the shelf below

Accepts custom panels for an integrated look within cabinetry or stainless-steel accessory panels and handles to match other Sub-Zero and Wolf products

Activate Max Ice Mode to temporarily increase ice production

Position adjustable door bins at various heights to accommodate assorted items

Sub-Zero offers an industry-leading full two-year warranty on appliances, along with a full five-year sealed system warranty

ACCESSORIES

7007506-Egg Container

7042798-Air Purification Cartridge

Stainless steel kickplate

Grilles for 2108 mm or 2235 mm finished height (2134 mm is standard)

Side panel mounting kit

Grilles for 2108 mm or 2235 mm finished height (2134 mm is standard)

90° door stop

Replacement water filter

Stainless steel kickplate

Custom front panel mounting kit

Side panel mounting kit

Grille Frame - 2134 mm

Stainless steel flush inset grille panel

Stainless steel side panel

Stainless Steel Pro Handles


Stainless Steel Tubular Handles

Replacement air purification cartridge

Dozen egg container



HANDLE ACCESSORIES



PRODUCT DETAILS

REFRIGERATOR

- 5 glass refrigerator shelves (4 adjustable; 1 stationary)
- 4 crisper drawers with removable dividers
- 5 refrigerator door bins (3 adjustable; 2 stationary)
- 1 flip-up dairy compartment
- Air purification system
- LED refrigerator and freezer lights

FREEZER

- 5 adjustable door bins
- 3 storage drawers
- Fold-up shelf
- Water filtration system
- Automatic ice maker with external dispenser

Stainless steel flush inset door and drawer panels with pro handle

Stainless steel flush inset door and drawer panels with tubular handle

Classic stainless steel pro louvered grilles

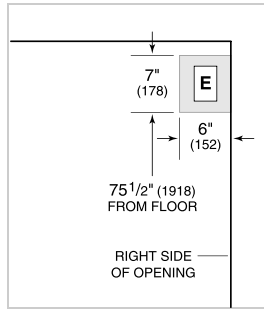
Accessories are available through an authorized dealer.
For local dealer information, visit [subzero-wolf.com/locator](https://www.subzero-wolf.com/locator).

Specifications are subject to change without notice. This information was generated on July 14, 2022. Verify specifications prior to finalizing your cabinetry/enclosures.

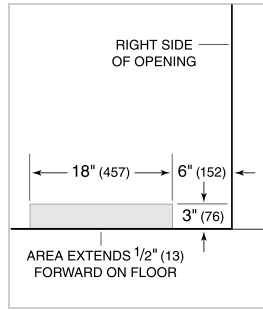
PRODUCT SPECIFICATIONS

Model	ICBCL4850SD/O
Dimensions	1219mmW x 2134mmH x 610mmD
Weight	323 kg
Refrigerator Gross Capacity	506 L
Freezer Gross Capacity	297 L
Electrical Supply	220-240 VAC; 50/60 Hz
Electrical Service	≤ 4 A
Receptacle	3-prong grounding-type

ELECTRICAL

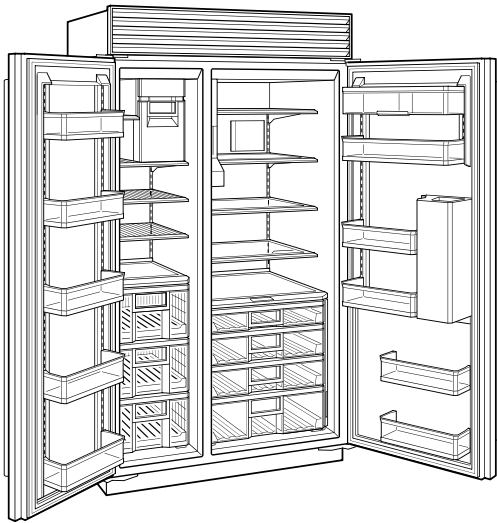


PLUMBING



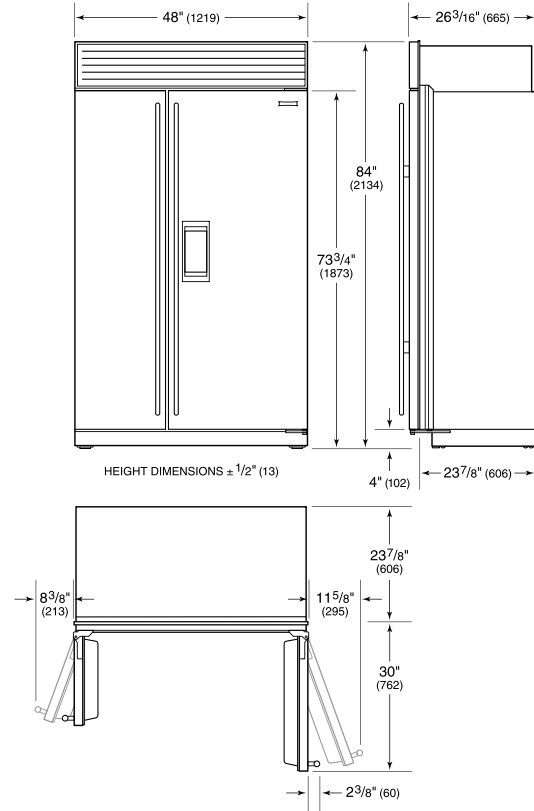
NOTE: Dimensions in parenthesis are in millimeters unless otherwise specified

INTERIOR VIEW

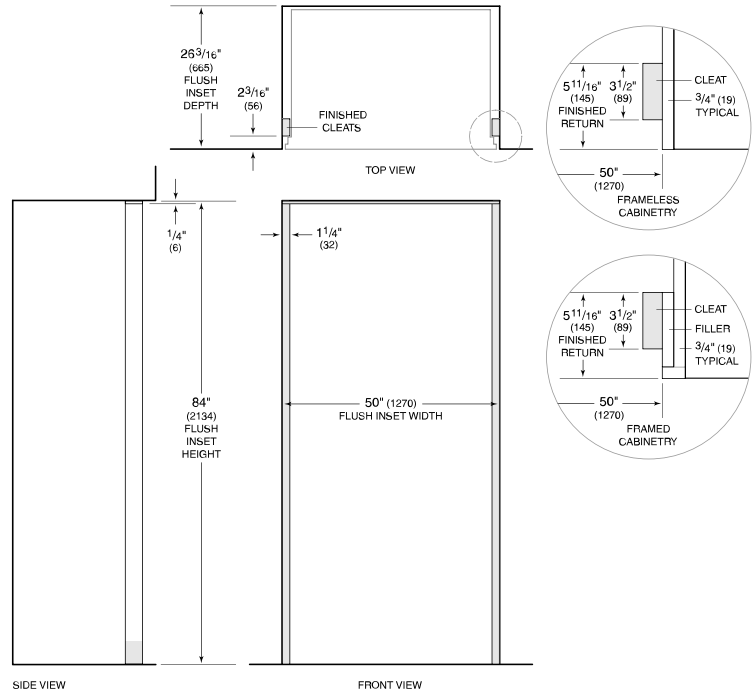


This illustration is intended for interior reference only and may not represent the exterior of the model being specified.

DIMENSIONS



FLUSH INSET INSTALLATION



NOTE: 3/2" (89) finished returns and shaded areas will be visible and should be finished to match cabinetry. Shaded line represents profile of unit with 3/4" (19) panel.