

ICBCL4250SID/O



## FEATURES

Product availability pending in country approval

ClearSight™ LED lighting system fully illuminates the interior and reduces shadows

Night Mode optimizes the interior lighting based on the detected ambient light, reducing the brightness by 90% in dim environments

Touch control panel is conveniently located for easy access at the tap of a finger

Sleek stainless accents trim the interior, matching the sophistication of the exterior

Delivers fresh-tasting, filtered water through an internal dispenser located discreetly within the refrigerator

Split Climate™ intelligent cooling system revolutionizes Sub-Zero's already-superior preservation capabilities, keeping food even fresher for longer

Lift the base of the flip-up dairy compartments to store taller items on the shelf below

Activate Max Ice Mode to temporarily increase ice production

Accepts custom panels for an integrated look within cabinetry or stainless-steel accessory panels and handles to match other Sub-Zero and Wolf products

Sub-Zero offers an industry-leading full two-year warranty on appliances, along with a full five-year sealed system warranty

## ACCESSORIES

7007506-Egg Container

7042798-Air Purification Cartridge

Stainless steel kickplate

Grilles for 2108 mm or 2235 mm finished height (2134 mm is standard)

Side panel mounting kit

Grilles for 2108 mm or 2235 mm finished height (2134 mm is standard)

90° door stop

Replacement water filter

Stainless steel kickplate

Custom front panel mounting kit

Side panel mounting kit

Grille Frame - 2134 mm

Stainless steel flush inset grille panel

Stainless steel side panel

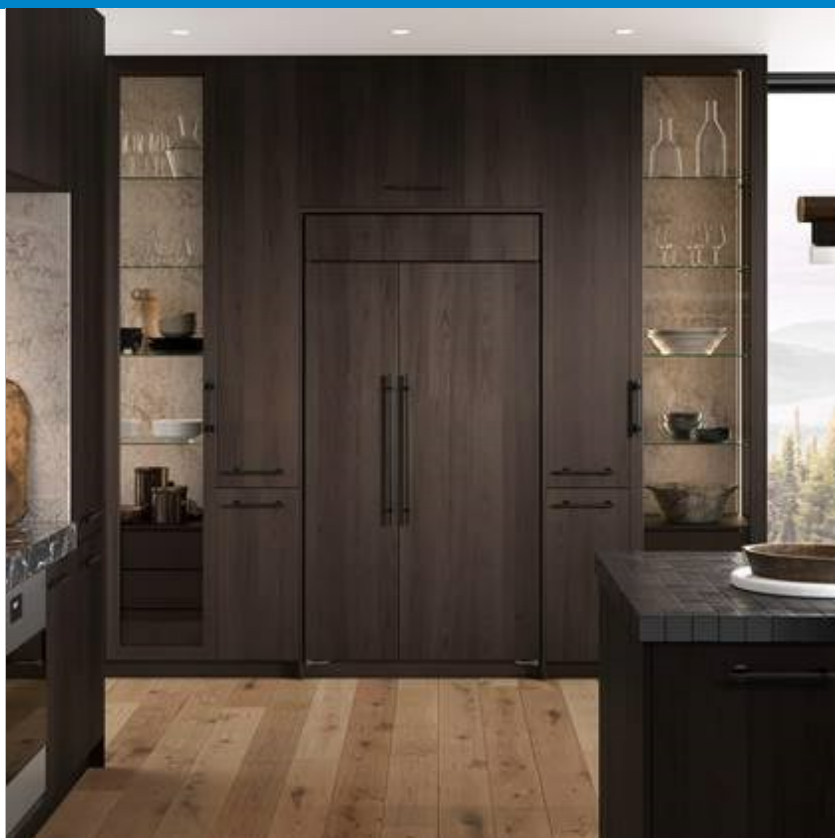
Stainless Steel Pro Handles

Stainless Steel Tubular Handles

Replacement air purification cartridge

Dozen egg container

Stainless steel flush inset door and drawer panels with pro handle



## HANDLE ACCESSORIES

PRO



TUBULAR



## PRODUCT DETAILS

### REFRIGERATOR

- 5 glass refrigerator shelves (4 adjustable; 1 stationary)
- 4 crisper drawers with removable dividers
- 5 refrigerator door bins (3 adjustable; 2 stationary)
- Air purification system
- Internal ice and water dispenser
- LED refrigerator and freezer lights

### FREEZER

- 5 adjustable door bins
- 3 storage drawers
- Fold-up shelf
- Water filtration system

Stainless steel flush inset door and drawer panels with tubular handle

---

Classic stainless steel pro louvered grilles

Accessories are available through an authorized dealer.  
For local dealer information, visit [subzero-wolf.com/locator](https://subzero-wolf.com/locator).

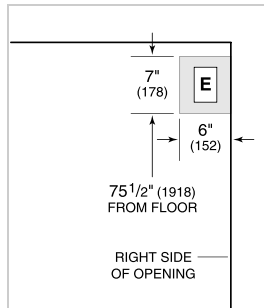
---

Specifications are subject to change without notice. This information was generated on July 14, 2022. Verify specifications prior to finalizing your cabinetry/enclosures.

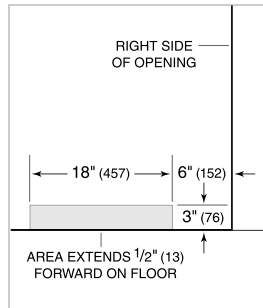
**PRODUCT SPECIFICATIONS**

Model	ICBCL4250SID/O
Weight	283 kg
Refrigerator Gross Capacity	441 L
Freezer Gross Capacity	251 L
Electrical Supply	220-240 VAC; 50/60 Hz
Electrical Service	≤ 4 A
Receptacle	3-prong grounding-type

**ELECTRICAL**



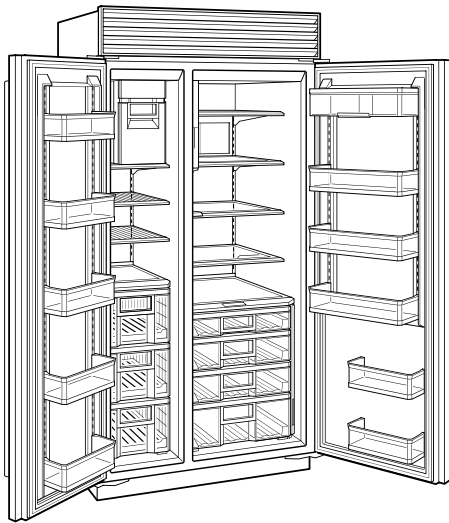
**PLUMBING**



**PANEL SPECIFICATIONS** For complete panels specifications including width/height, weight requirements, thickness requirements and offset details visit [subzero-wolf.com/builtinconfigurator](http://subzero-wolf.com/builtinconfigurator).

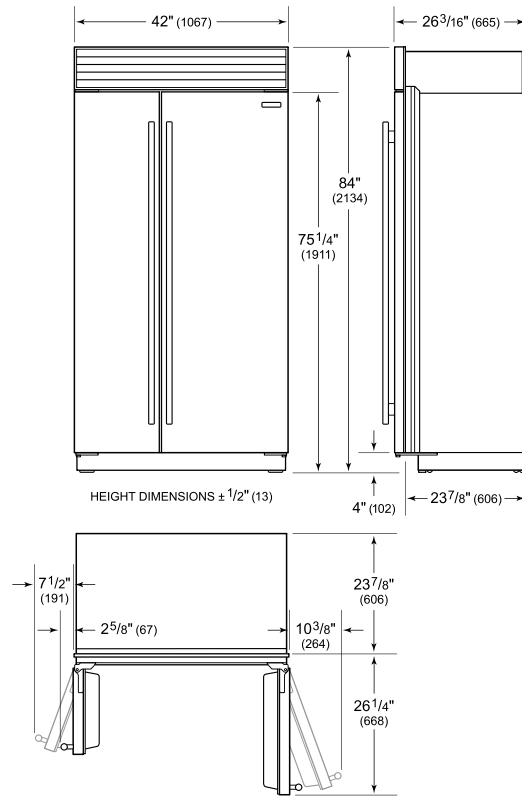
**NOTE:** Dimensions in parenthesis are in millimeters unless otherwise specified

**INTERIOR VIEW**

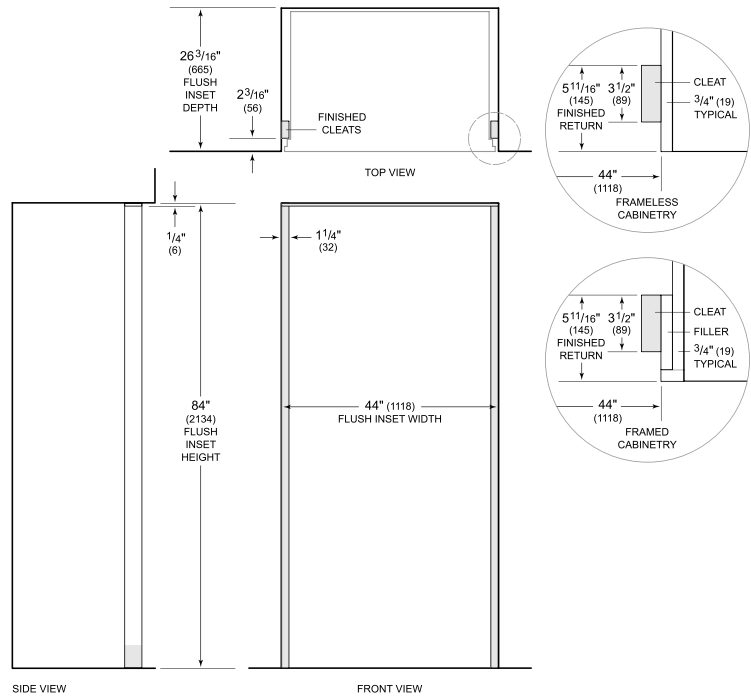


This illustration is intended for interior reference only and may not represent the exterior of the model being specified.

**DIMENSIONS**



**FLUSH INSET INSTALLATION**



**NOTE:** 3 1/2" (89) finished returns and shaded areas will be visible and should be finished to match cabinetry. Shaded line represents profile of unit with 3/4" (19) panel.