

FEATURES

- Upper cabinet refrigerator and two freezer storage drawers.
- Custom front panels and hardware allow for infinite design options.
- Point-of-use refrigeration that can be placed anywhere in the home.
- Dual refrigeration preserves food’s goodness in self-contained compartments.
- Redesigned sleek, minimalist interior is lit by LEDs to reduce heat.
- Interactive control panel with touch screen and precise temperature control.
- Air purification system reduces odors, bacteria, viruses and ethylene gas.
- Internal dispenser provides filtered, chilled water inside refrigerator (model IT-36CIID).
- Advanced water filtration system.
- Automatic ice maker with max ice feature to increase ice production up to 30 percent.
- Adjustable shelves are engineered for liquid nano-retention, so spills stay put.
- Dampened hinges.
- Smart Grid ready.
- Informational freshness cards inside the refrigerator for easy reference.
- ENERGY STAR® qualified.
- Star-K certified.



MODEL OPTIONS

COMBINATION	
Internal dispenser	IT-36CIID
Without dispenser	IT-36CI

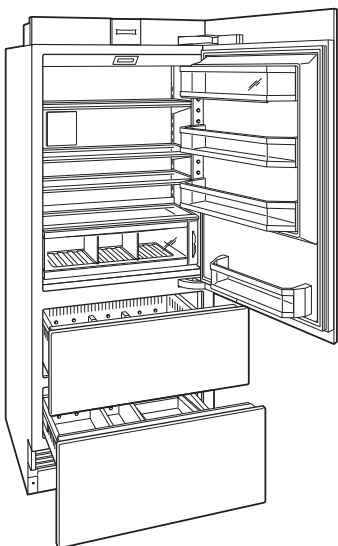
INTERIOR FEATURES

REFRIGERATOR	
3 Adjustable glass shelves	
1 Stationary shelf	
Crisper drawer with 2 adjustable dividers	
Adjustable dairy compartment	
2 Adjustable door shelves	
1 Stationary door shelf	
FREEZER	
3 Adjustable drawer dividers	
Removable ice container	

ACCESSORIES

- Stainless steel front panels with tubular or pro handles and 4" or 6" toe kick.
- Stainless steel tubular and pro handles.
- Dual installation kit.
- Dozen egg container.

Accessories available through an authorized Sub-Zero dealer. For local dealer information, visit the find a showroom section of our website, subzero.com.



SPECIFICATIONS	
PRODUCT	
Dimensions	36"W x 84"H x 24"D
Weight	460 lb
CAPACITY	
Refrigerator	13.3 cu ft
Freezer	6.4 cu ft
ELECTRICAL	
Supply Service	115 VAC, 60 Hz 15 amp circuit
PLUMBING	
Supply Pressure	1/4" OD copper, braided stainless steel or PEX tubing 35–120 psi

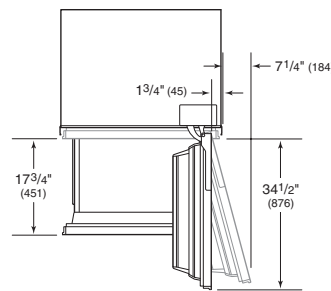
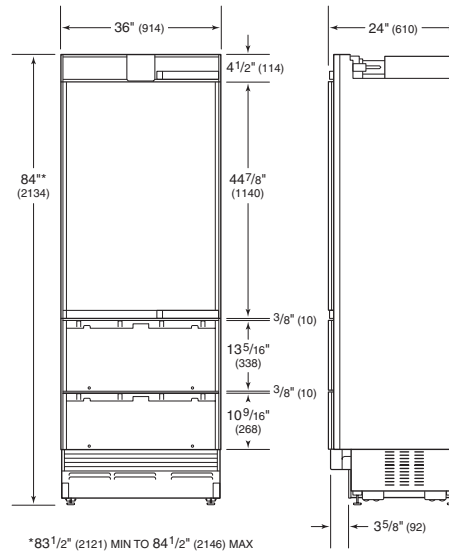
Overall dimensions do not include panels or handles. Dimensions will vary with panel thickness.

The depth of each integrated model is 24". Allow for panel thickness when planning the finished opening depth.

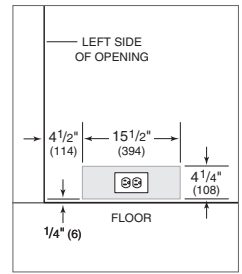
Specifications are subject to change without notice. Visit subzero.com/specs for the most up-to-date information.

Dimensions may vary $\pm 1/8"$ (3). Dimensions in parentheses are millimeters unless otherwise specified.

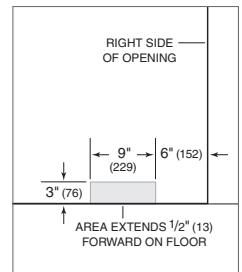
DIMENSIONS



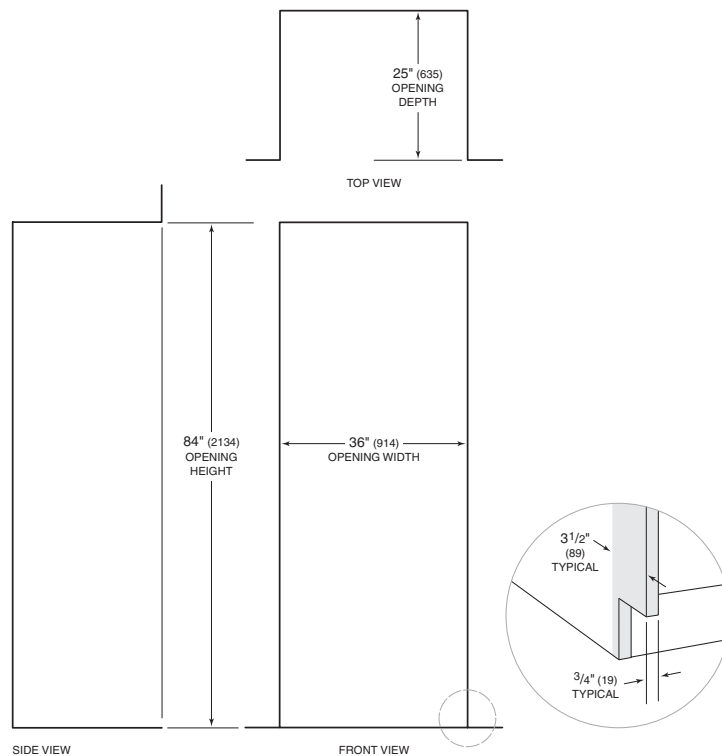
ELECTRICAL



PLUMBING



INSTALLATION



NOTE: Shaded areas will be visible and should be finished to match cabinetry.